

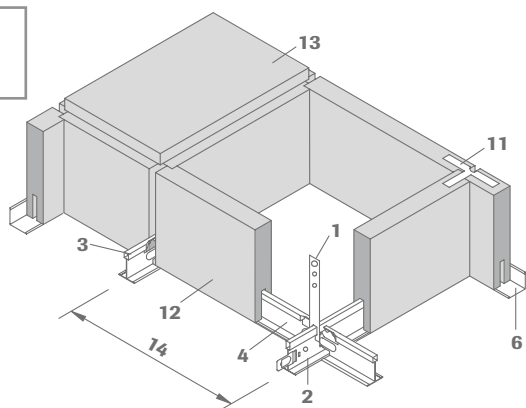


HONEYCOMB SQUARE AND RECTANGULAR

OWAlifetime collection

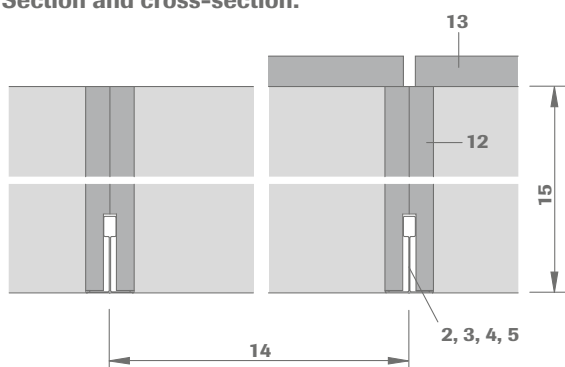
OWA

System S 8 | honeycomb, square and rectangular

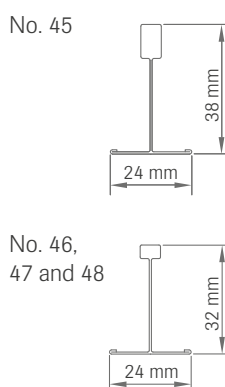


- 1 Hanger no. 49
- 2 Main tee no. 45, slots at 100 mm or 156.25 mm centers
- 3 Cross tee no. 46
- 4 Cross tee no. 47
- 5 Cross tee no. 48
- 6 Wall angle no. 50G
- 7 Shadow wall angle, e. g. no. 56/20
- 8 Corner cover plate no. 8009
- 9 Side cover plate no. 8008
- 10 Securing staple no. 8010
- 11 Securing clamp no. 96
- 12 Honeycomb panel
- 13 Cell cover boards
- 14 Module distance
- 15 Honeycomb cell height

Section and cross-section:

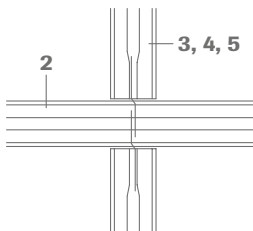


Tee section dimensions:



Installation:

The cross tees are equipped with connector tabs at each end. Two cross tees need to be inserted per slot. The tabs need to be inserted of-set so that the cross tees align. The ends of the main tees are equipped with click-couplers.



Technical data | mineral tiles

Dimensions

300 x 300 mm	305 x 305 mm (1' x 1')	312,5 x 312,5 mm	600 x 300 mm
600 x 600 mm	610 x 610 mm (2' x 2')	610 x 305 mm (2' x 1')	625 x 312,5 mm
625 x 625 mm	1200 x 300 mm	1200 x 600 mm	1200 x 1200 mm
1220 x 305 mm (4' x 1')	1220 x 610 mm (4' x 2')	1220 x 1220 mm (4' x 4')	1250 x 312,5 mm
1250 x 625 mm	1250 x 1250 mm		

Other sizes on request.

Cell heights: 150 mm, 200 mm, 300 mm, other heights on request

Subject to minimum quantities and surcharges. Please consult OWAlifetime collection price list for details.

Design

Constellation

Edge details

Long edges



Short edges



Thickness

Honeycomb panels approx. 24 mm (OWAcoustic® premium)

Cover boards approx. 15 mm (OWAcoustic® premium)

Reaction to fire

A2-s1,d0 in accordance with EN 13501-1

Metal suspensions

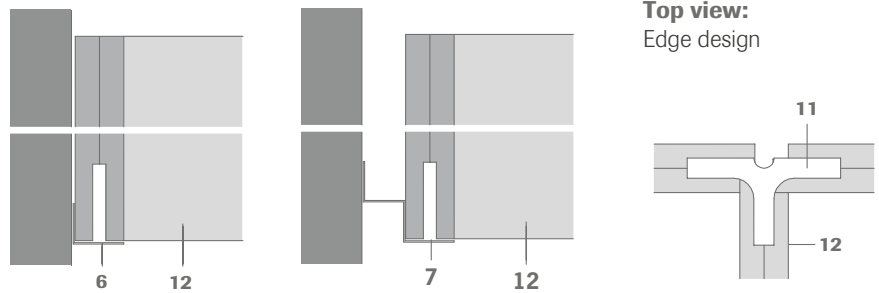
All metal components listed are galvanized steel or white coated galvanized steel respectively. For additional details and colours please consult OWAlifetime collection price list.

Suspension depth

Depending on the desired grid depth and the existing structural ceiling.

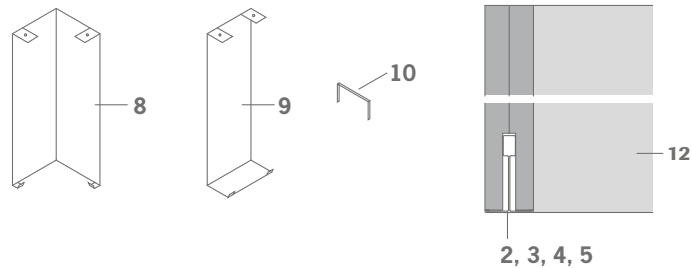
Wall perimeter:

If the grid is installed continuously to the walls, it will be necessary to cut the tiles adjacent to the wall. To secure the tiles in place and keep them from tipping, no. 96 clamps are pressed into the tops of the grid tiles. For additional wall mounting options and details regarding installation please consult OWA-Installation Guide 801 E.



Installation as floating canopy:

If the ceiling is installed without wall connection as a floating canopy, the corners and edges need to be covered with plates for a clean look. They are secured to the tile using no. 8010 staples which are pressed into the top edge of the grid tile.

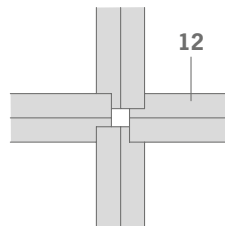
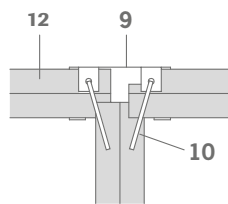
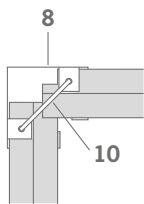


Top view:


Corner cover plates

Side cover plates

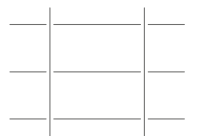
Cross junction




Installation examples:



Module 600 x 600 mm



Module 1200 x 600 mm



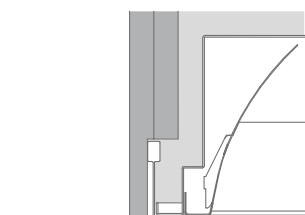
Module 1200 x 300 mm

Light fixtures:

OWA can supply compatible light fixtures for this system.

For details of performance, installation and fire resistance please see OWA-brochure no. 9630 e and OWA-Installation Guide no. 801 E.

The installing of recessed lights must take place in the course of the ceiling installation as the lights must be positioned on the main tee sections of the suspension system and the honeycomb panels must be cut back to allow for the different light fixture types.



Material requirements per m² (approximation)

Cell height in mm	Honeycomb module in mm	Panels	Hanger no. 49	Main tee no. 45	Cross tee no. 46	Cross tee no. 47	Cross tee no. 48	with wall connection		as a free floating canopy			Total weight
								Wall angle no. 50G	Clamp no. 96	Corner cover no. 8009	Side cover no. 8008	Staple clip no. 8010	
150	300 x 300	22.2 pcs	1.0 pcs	1.66 m	3.33 m	-	1.66 m						10.8 kg
	312.5 x 312.5	20.5 pcs	1.0 pcs	1.60 m	3.20 m	-	1.60 m						10.3 kg
	600 x 300	5.6 pcs	0.7 pce	0.83 m	-	3.33 m	0.83 m						8.1 kg
	600 x 600	5.5 pcs	0.7 pce	0.83 m	0.83 m	1.66 m	-	depending		depending	depending	depending	5.4 kg
	625 x 312.5	5.6 pcs	0.7 pce	0.80 m	-	3.20 m	0.80 m	on	m/	on	on	on	7.8 kg
	625 x 625	5.1 pcs	0.7 pce	0.80 m	0.80 m	1.60 m	-	room	module	room	room	room	5.2 kg
	1200 x 300	2.8 pcs	0.7 pce	0.83 m	-	3.33 m	-	size	size	size	size	size	6.7 kg
	1250 x 312.5	2.6 pcs	0.7 pce	0.80 m	-	3.20 m	-	and		and	and	and	6.5 kg
	1200 x 600	1.4 pcs	0.7 pce	0.83 m	-	1.66 m	-	shape		shape	shape	shape	4.1 kg
	1250 x 625	1.3 pcs	0.7 pce	0.80 m	-	1.60 m	-						3.9 kg
	1200 x 1200	1.4 pcs	0.7 pce	0.83 m	-	0.83 m	-						2.7 kg
	1250 x 1250	1.3 pcs	0.7 pce	0.80 m	-	0.80 m	-						2.6 kg
200	300 x 300	22.2 pcs	1.3 pcs	1.66 m	3.33 m	-	1.66 m						13.5 kg
	312.5 x 312.5	20.5 pcs	1.3 pcs	1.60 m	3.20 m	-	1.60 m						13.0 kg
	600 x 300	5.6 pcs	1.3 pcs	1.66 m	3.33 m	-	-						10.2 kg
	600 x 600	5.5 pcs	1.3 pcs	0.83 m	0.83 m	1.66 m	-	depending		depending	depending	depending	6.8 kg
	625 x 312.5	5.2 pcs	1.3 pcs	1.60 m	3.20 m	-	-	on	m/	on	on	on	9.8 kg
	625 x 625	5.1 pcs	1.3 pcs	0.80 m	0.80 m	1.60 m	-	room	module	room	room	room	6.5 kg
	1200 x 300	2.8 pcs	1.3 pcs	3.33 m	-	-	0.83 m	size	size	size	size	size	8.5 kg
	1250 x 312.5	2.6 pcs	1.3 pcs	3.20 m	-	-	0.80 m	and		and	and	and	8.1 kg
	1200 x 600	1.4 pcs	1.3 pcs	0.83 m	-	1.66 m	-	shape		shape	shape	shape	5.1 kg
	1250 x 625	1.3 pcs	1.3 pcs	0.80 m	-	1.60 m	-						4.9 kg
	1200 x 1200	1.4 pcs	0.7 pce	0.83 m	-	0.83 m	-						3.4 kg
	1250 x 1250	1.3 pcs	0.7 pce	0.80 m	-	0.80 m	-						3.3 kg
300	300 x 300	22.2 pcs	1.9 pcs	1.66 m	3.33 m	-	1.66 m						19.1 kg
	312.5 x 312.5	20.5 pcs	1.9 pcs	1.60 m	3.20 m	-	1.60 m						18.3 kg
	600 x 300	5.6 pcs	1.3 pcs	1.66 m	3.33 m	-	-						14.3 kg
	600 x 600	5.5 pcs	1.3 pcs	1.66 m	1.66 m	-	-	depending		depending	depending	depending	9.6 kg
	625 x 312.5	5.2 pcs	1.3 pcs	1.60 m	3.20 m	-	-	on	m/	on	on	on	13.7 kg
	625 x 625	5.1 pcs	1.3 pcs	1.60 m	1.60 m	-	-	room	module	room	room	room	9.2 kg
	1200 x 300	2.8 pcs	1.3 pcs	3.33 m	-	-	0.83 m	size	size	size	size	size	11.9 kg
	1250 x 312.5	2.6 pcs	1.3 pcs	3.20 m	-	-	0.80 m	and		and	and	and	11.5 kg
	1200 x 600	1.4 pcs	1.3 pcs	1.66 m	0.83 m	-	-	shape		shape	shape	shape	7.2 kg
	1250 x 625	1.3 pcs	1.3 pcs	1.60 m	0.80 m	-	-						6.9 kg
	1200 x 1200	1.4 pcs	0.7 pce	0.83 m	-	0.83 m	-						4.8 kg
	1250 x 1250	1.3 pcs	0.7 pce	0.80 m	-	0.80 m	-						4.6 kg

Cover boards, as required, can be installed on top of the honeycomb cells spanning between the main tee sections and the suspension points. Material requirements for imperial size (610 mm) on request.

System description:

OWAconstruct® System S 8 – honeycomb system

Quality statement:

OWAacoustic mineral panels are free from harmful materials such as asbestos and formaldehyde. A statement from the German institute for Building Technology is available. The mineral wool used in these panels is biodegradable. The criterions of the zero-ranking as a carcinogenic material in the chemical prohibition ordinance (§ 1 appendix) section 23 bio-persistent fibres are complied with and therefore carries the "RAL-Seal of mineral wool" guarantees.

Mineral tiles according to EN 13964 and DIN 18177:

Air Permeability	Class PM 1
Formaldehyde	FH Class 1
TVOC	Class 1

Installation should be carried out in accordance with the information contained in system leaflet S 8 and OWA-Installation Guide no. 801 E. All components are CE labelled.

Component list:

OWAconstruct hanger no. 49, galvanized
OWAconstruct main tee sections no. 45, white
OWAconstruct cross tee sections no. 46, 47, 48, white
OWAconstruct securing clamp no. 96, galvanized
OWAconstruct wall angle no. 50G or shadow wall angle no. 56

Product Warranties

The information provided in this leaflet is based on the standards and data available at the time of publication. Any performance, warranties or guarantees provided, expressed or implied, are subject to the exclusive use of OWA components and the installation of those components in accordance with our recommendations. Failure to adhere to these conditions will result in the invalidation of any performance claims, warranties or guarantees and rejection of any liability. OWA reserves the right to make any technical improvements to the products, systems or services without prior notice. **All goods and services are supplied in accordance with our current Terms and**

Conditions of Sale. Errors excepted!



Odenwald Faserplattenwerk GmbH

Dr.-F.-A.-Freundt-Straße 3 | 63916 Amorbach
tel +49 93 73.2 01-0 | info@owa.de
www.owa-ceilings.com