
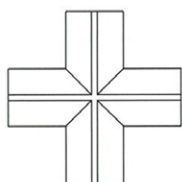




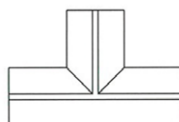
Series JDT 7.04



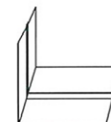
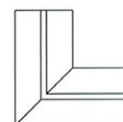
Pièce en croix / Cross shaped piece



Pièce en «T» / «T» shaped piece

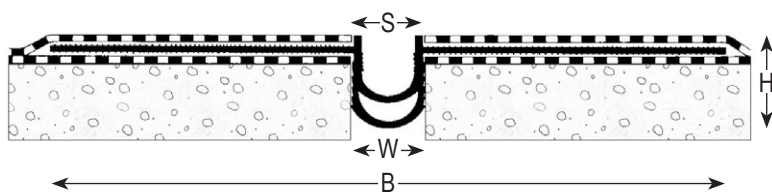


Pièces en «L» / «L» shaped pieces



1 plan

2 plans



7.04-025 : Egalement disponible en version sol / mur (A)
 7.04-025 : Also available as corner profile (A)

Ref. JDT 7.04	7.04-025	7.04-050	7.04-080
W [mm] ouverture / Gap up to	25	50	80
H [mm] hauteur / Depth	28	50	25
B [mm] approx.	300	500	400
S [mm] approx.	40	50	80
Mouvement admissible M [mm] Accommodation of movement M [mm]	+20 / -20	+25 / -25	+30 / -30
Couleur / Colour	Noir / Black		
Matériau / Material	Thermoplastique	Nitrile	EPDM
Longueur standard [m] / Standard length [m]	25		

Utilisations :

Très souple, adapté pour utilisation avec bitume chaud.

Caractéristiques du joint :

Possibilité de souder les pièces spéciales en usine.
 Compatible avec des membranes d'étanchéité PVC, EPDM, etc.

(Consulter le fabricant concerné)

Applications :

Flat roofs, underground car parks, etc. Highly elastic, hot-bitumen resistant quality.

Characteristics of the profile :

Factory-welded fitting elements available for special purpose fittings.
 Weldable with PVC or NBR waterproofing sheets.

(Please contact the manufacturer of the waterproofing sheets)

